



Barriers

Betafence manual and automatic barriers have been developed as an element in the overall access control solution, in combination with the range of industrial gates and fence systems. You can choose from a wide range of solutions, whether for securing a driveway or for advanced access control of public car parks, hospitals, supermarkets and industrial sites. The design of the products takes into account aspects such as security, durability, ease of use, and the facility for integration.

Manual or automatic

Manual barriers are suitable for less frequent use and are supplied as standard with a pending arm. Automatic barriers (from 4 m upwards) feature a pending arm or support post. Both types are available for a large range of openings.

Arm position

The automatic barriers are available with side or central arms. They feature a special polygonal cross-section (for lengths of up to 6 m).

Automation

All automatic barriers are driven by a single-phase, 230 VAC motor as standard. A three-phase 400 VAC motor is available as an option.



Wide range

A range of barrier types caters for every conceivable application: with lengths from 3 to 10 m and manual or automatic operation.



Quality

The housing, door and hood are manufactured from stainless steel (type 1.4301) with an additional polyester coating, in conformance with Betafence quality standards.



Durability

The robust mechanical construction and industrial control unit guarantee a long service life. The cast aluminium block into which the mechanical components are integrated and the design of the control system are further proof of the products' robustness.




Multifunctional control

The advanced electronics enable access control to be configured to the requirements by means of adjustable parameters.



Accessories

A wide range of accessories is available by which particular customer requirements can be catered for.



Harmonious style


A range of further colours are available in addition to the standard colours (see page 24).



Accessories



Latticework for BS2, BS3, BS4



Support posts with additional electromagnetic closure or padlock fixture



Safety pressure strip beneath the arm



Flashing light



- Access control:
- Code keypad
 - Coin slot
 - Induction loop sensor
 - Key-operated switch
 - Fire services master key
 - RF remote control
 - Timer switch
 - Proximity card reader
 - GSM module
 - Intercom
 - Videophone
 - Separate columns (see page 25)

Barriers

Technical specifications

Manual barriers

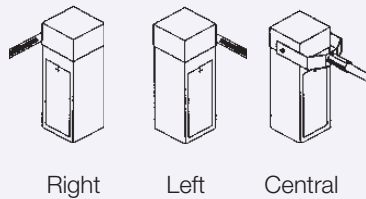
Type	BHS1	BHS2	BHS3
Arm cross-section	Polygonal	Polygonal	Polygonal
*Standard lengths (in m)	3 - 3,5 - 4 - 4,5 - 5	5,5 - 6	6,5 - 7
Arm position	Central	Central	Central
Support	Pending arm	Pending arm	Pending arm

Automatic barriers

Type	BS0	BS1	BS2	BS3	BS4
Arm cross-section	Polygonal	Polygonal	Polygonal	Square	Square
*Standard lengths (in m)	3 - 3,5	4 - 4,50 - 5	5,5 - 6	6,5-7-7,5-8	8,5-9-9,5-10
Arm position	Right/left/central	Right/left/central	Right/left/central	Central	Central
Support	Option	Support post/ Pending arm	Support post/ Pending arm	Support post	Support post
*Standard lengths with lattice (in m)	N/A	N/A	3 - 3,5 - 4 - 4,5	5 - 5,5 - 6	from 6,5 to 10


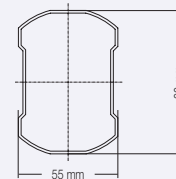
*Length measured from the rotation point of the arm

Arm position



Right Left Central

Polygonal arm



Support post



Pending arm


Colours

Housing	Hood	Door	Arm	Arm support
Blue RAL 5015	Grey RAL 7030	Grey RAL 7030	White/red strips	Blue RAL 5015
Red RAL 3000	Grey RAL 7030	Grey RAL 7030	White/red strips	Red RAL 3000
Orange RAL 2000	Orange RAL 2000	Orange RAL 2000	White/red strips	Orange RAL 2000

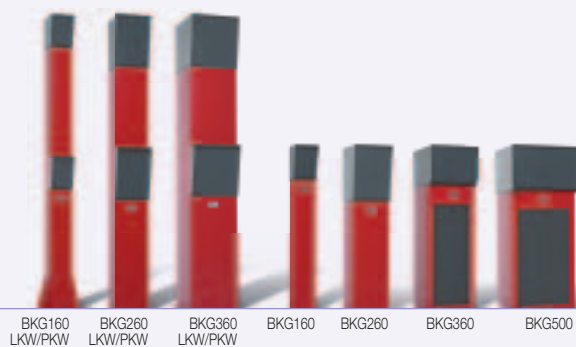
Other colours available upon request

Standards

- Machine Directive 91/368/EC
- VDE 0100 regulations governing products up to 1,000 V



Seperate columns



Betafence Service

Betafence pre-sales service

The customer receives close support from Betafence from the outset.

This support is maintained through the various stages of the project. Our specialists visit the site early in the project, before developing a custom solution based upon the available plans and specifications.

A detailed plan is drawn up, and the customer receives close support in conjunction with the qualified installer.

Betafence provides thorough technical training, supported by a certificate, for its qualified installers.

The installer thus becomes the first point of contact for the end user.

In addition, Betafence provides extensive documentation for all access control products.

This documentation includes:

- Detailed installation instructions for the installer
- All documents required for compliance with the applicable European legislation and the associated declaration of conformity
- Instructions for end users

Betafence after-sales service

Once the project has been completed, the customer can continue to be sure of Betafence's professional support.

The extensive network of well trained and qualified Betafence installers is at your disposal for quick and efficient rectification of any faults.

A maintenance contract guarantees trouble-free operation of Betafence access control solutions.

The world of fencing



1st place

Betafence is Europe's largest manufacturer of fencing and access control systems.

125 years of excellence

The company was founded in 1880. For more than a century, it has been a leader in the European fencing sector. Quality has always been our priority.

€ 430 million

With revenues of € 430 million in 2005, Betafence heads the list of European fencing companies.

1,850 employees

Betafence currently employs 1,850 people. Its head office is located in Belgium.

10 plants

Betafence maintains ten production facilities in eight countries: Belgium (Zvevegem), France (Bourbourg), the United Kingdom (Sheffield & Wigan), Germany (Schwalmtal & Werl), Italy (Tortoreto), Spain (Burgos), Poland (Kotlarnia) and South Africa (Cape Town).

25 sales offices and agencies

Betafence maintains a network of sales offices, distributors and installation companies throughout Europe and its export markets.

90 countries

Betafence is a company with a worldwide mission. Customers in 90 countries on all continents can count upon sales and service support.



